



lumini Solucoes em Iluminacao LTDA
www.lumini.com.br
Email:laboratorio@lumini.com.br
Tel:+55 11 3437-5555 Fax:+55 11 3437-5555
Address:Rua Ferreira Viana, 716 - Socorro - São Paulo/SP

lumini

LumCAT:

Luminaire: concentra flex 34 c serie 3 fm

LampCAT: 2x modulo led 6W 30K irc 90

Ballast type: led driver 700mA

Report No:

Voltage(V): 127.7800

Test No:

Current(A): 0.1120

Number of Lamps: 1

Power (W): 14.0050

Lamp flux(lm): 1430.0

PF: 0.9760

Length(mm): 340

Width(mm): 40

Phm Type: C

Height(mm): 0

Photometric Results

Lumens(lm): 1113.47, Efficiency(%): 77.87% , Luminous Efficacy(lm/W): 79.51

Central intensity(cd): 4104.018, Maximum intensity(cd): 4104.018

Angle of maximum intensity: C=0.0 γ =0.0

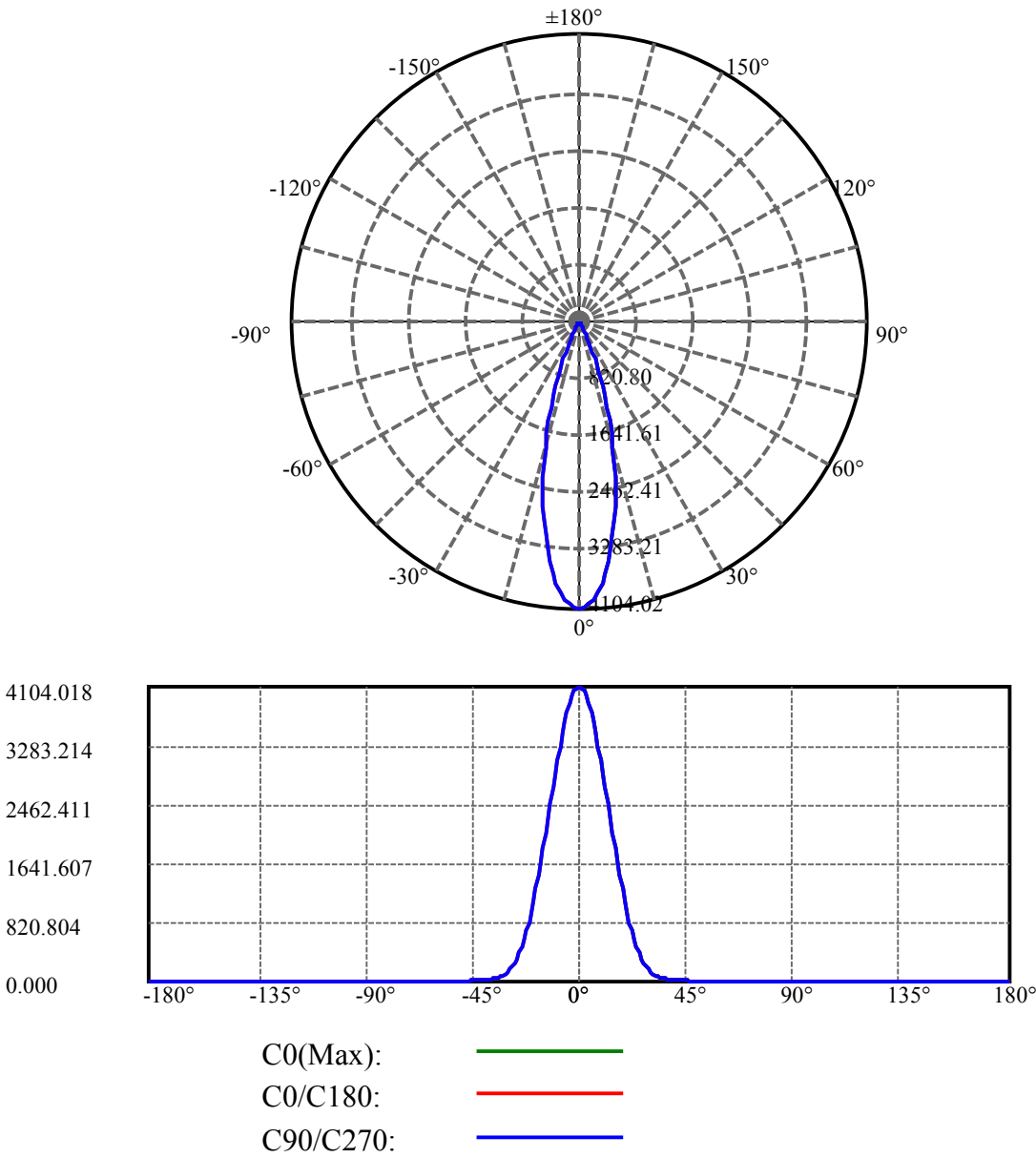
Beam angle of C0 plane : 28.20

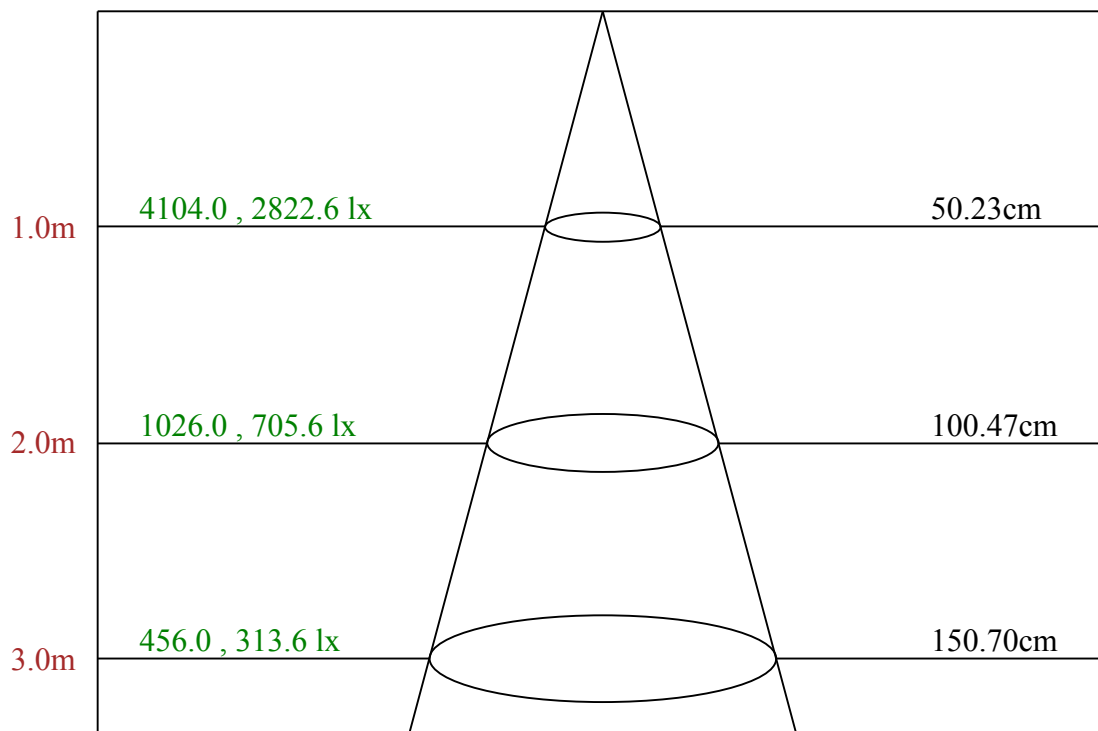
Aveage BeamAngle(IEC 61341):28.20

Equipment: equipamento lumini
Temperature(°C): 25.5

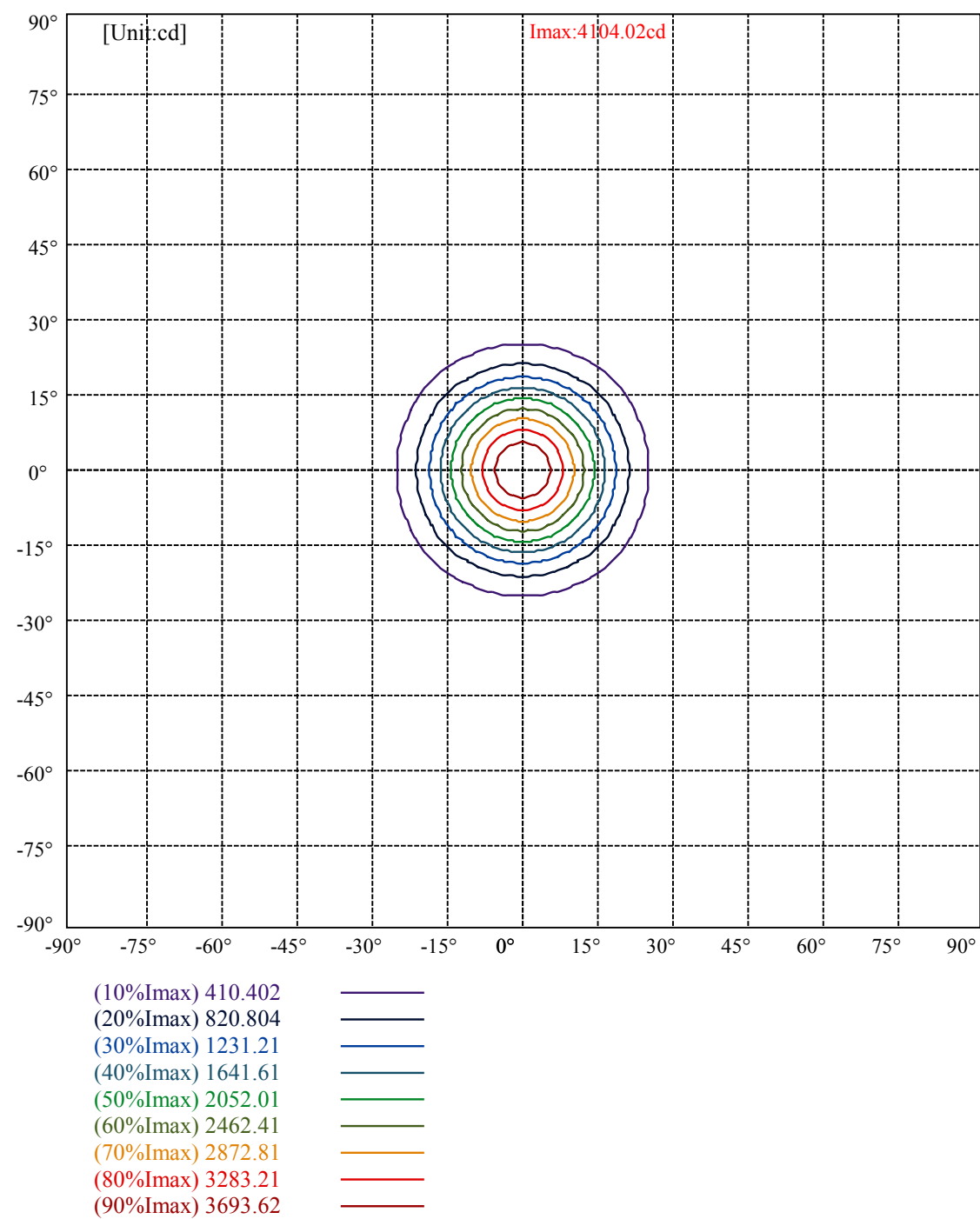
Date: 13/05/2025
Humidity(%): 60.0%

Operator: 01
Distance(m): 6.90





Max , Ave Beam angle of C0 plane 28.20



Luminance Table

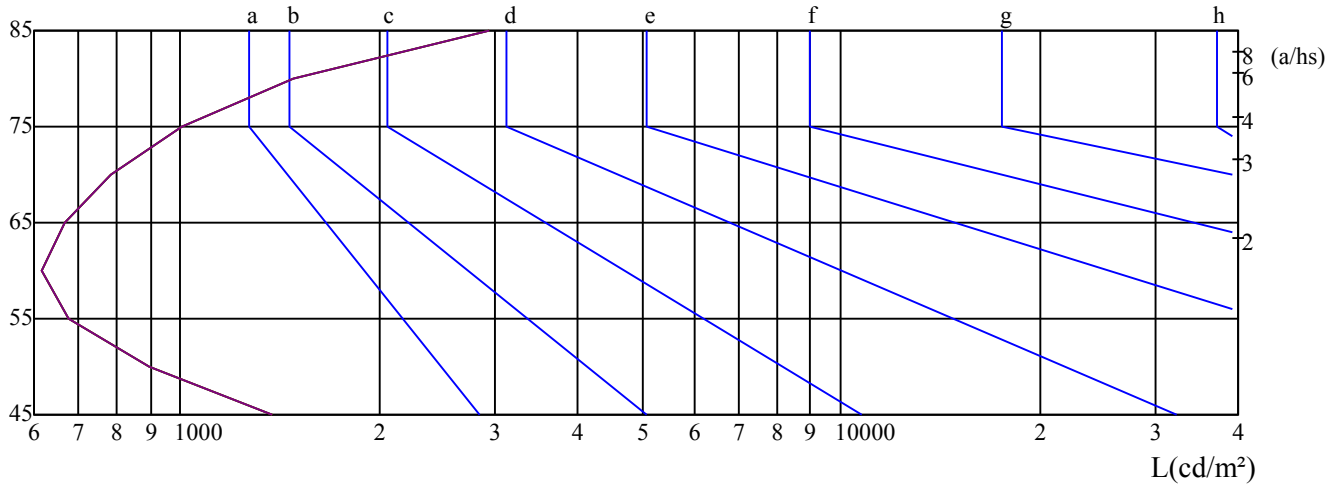
γ	45	50	55	60	65	70	75	80	85
C0	1376	895	679	616	666	782	1006	1479	2927
C45	1376	895	679	616	666	782	1006	1479	2927
C90	1376	895	679	616	666	782	1006	1479	2927

L(Hor)(65)	L(Ver)(65)	L45(65)	L(Hor)(75)	L(Ver)(75)	L45(75)	L(Hor)(85)	L(Ver)(85)	L45(85)
666	666	666	1006	1006	1006	2927	2927	2927

Glare Table

Glare	Quality	Service Values Illuminance(lx)							
1.15	A	2000	1000	500	≤ 300				
1.5	B		2000	1000	500	≤ 300			
1.85	C			2000	1000	500	≤ 300		
2.2	D				2000	1000	500	≤ 300	
2.55	E					2000	1000	500	≤ 300
		a	b	c	d	e	f	g	h

Luminance Limiting Curve

 $\gamma(^{\circ})$ 

C0 ———

C45 ———

C90 ———

Illumination assessment according UGR											
Rf of Ceiling		70	70	50	50	30	70	70	50	50	30
Rf of Wall		50	30	50	30	30	50	30	50	30	30
Rf of Floor		20	20	20	20	20	20	20	20	20	20
Room dimensions		Viewed crosswise					Viewed endwise				
X	Y										
2H	2H	5.95	6.85	6.36	7.21	7.58	5.80	6.69	6.20	7.05	7.42
	3H	6.24	7.04	6.67	7.42	7.82	6.09	6.89	6.52	7.27	7.67
	4H	6.59	7.33	7.03	7.73	8.15	6.44	7.18	6.89	7.58	8.00
	6H	7.26	7.93	7.72	8.35	8.80	7.13	7.80	7.59	8.22	8.67
	8H	7.75	8.39	8.21	8.82	9.28	7.63	8.27	8.09	8.70	9.16
	12H	8.44	9.05	8.91	9.48	9.95	8.31	8.91	8.77	9.35	9.82
4H	2H	5.81	6.55	6.25	6.95	7.37	5.66	6.40	6.11	6.80	7.22
	3H	6.29	6.91	6.75	7.34	7.81	6.15	6.77	6.61	7.20	7.67
	4H	6.89	7.43	7.37	7.89	8.39	6.76	7.30	7.24	7.76	8.26
	6H	7.84	8.31	8.35	8.81	9.31	7.73	8.20	8.24	8.70	9.20
	8H	8.56	9.00	9.08	9.49	10.02	8.46	8.89	8.98	9.39	9.91
	12H	9.52	9.92	10.04	10.41	10.98	9.40	9.80	9.92	10.29	10.86
8H	4H	7.09	7.53	7.61	8.03	8.55	6.98	7.41	7.50	7.91	8.44
	6H	8.35	8.71	8.89	9.22	9.78	8.26	8.62	8.80	9.13	9.69
	8H	9.35	9.64	9.92	10.20	10.75	9.26	9.56	9.83	10.12	10.66
	12H	10.59	10.81	11.17	11.37	11.94	10.48	10.71	11.06	11.26	11.83
12H	4H	7.17	7.57	7.69	8.06	8.63	7.06	7.46	7.59	7.95	8.52
	6H	8.59	8.88	9.16	9.44	9.99	8.50	8.80	9.07	9.36	9.91
	8H	9.67	9.89	10.25	10.45	11.02	9.59	9.81	10.17	10.37	10.94
Variation with the observer position at spacings:											
S = 1.0H		2.8/-1.9					2.8/-1.9				
S = 1.5H		3.4/-1.7					3.4/-1.7				
S = 2.0H		3.9/-1.5					3.9/-1.5				
Standard tables:		BKBF					BKBF				
Uncorrected UGR		-7.5					-7.5				

依据CIE Publ. 117 计算 UGR, S/H = 0.25